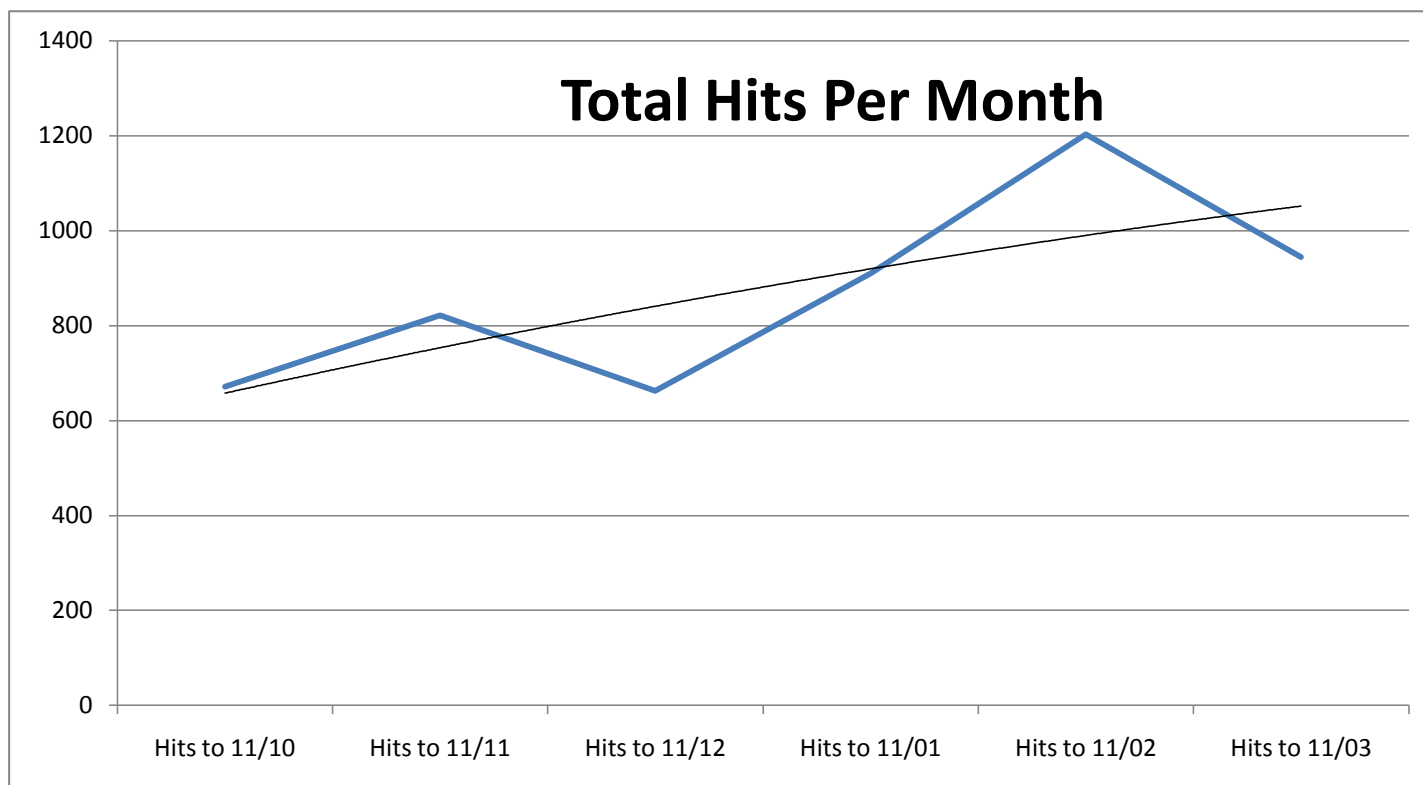


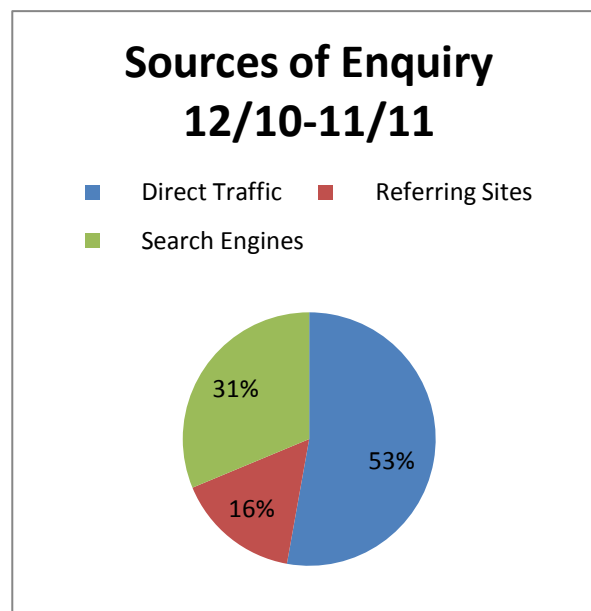
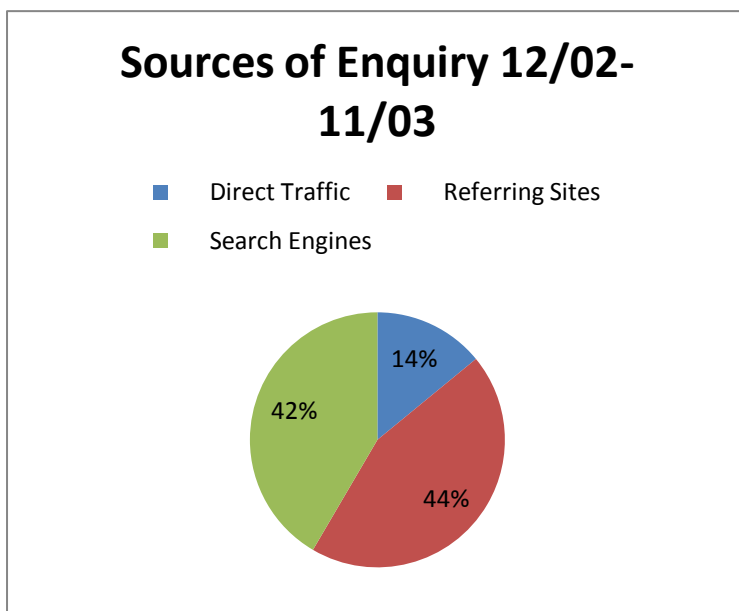
## Web Statistics Report to 11th March 2011

What people are looking at:

Rank	Page	Hits to 11/03	Hits to 11/02	Hits to 11/01	Hits to 11/12	Hits to 11/11	Hits to 11/10
	<b>TOTAL</b>	<b>945</b>	<b>1203</b>	<b>910</b>	<b>663</b>	<b>822</b>	<b>671</b>
1	Home Page	263	326	238	173	283	213
2	/events	58	79	63	59	55	30
3	/submit-an-event	51	19	51	18	48	2
4	/places-to-eat	25	44	22	24	38	25
5	/attractions	61	72	46	21	33	41
6	/accommodation	46	55	39	18	27	25
7	/activities	30	58	39	27	27	39
8	/business	21	22	21	19	19	16
9	/About WVN	25	32	27	27	17	13
10	/Contact Us	2	12	9	13	11	3
11	Self-catering	41					



**Sources** Going in the right direction: Growth in Referring Sites is most encouraging - says we are linked with more sites and more people are using those links



**Notes:**

Direct traffic = typing the site URL directly into your Web browser. Many of these will be me/David/other WVN members - but not all! The rest will be visitors who have seen the URL somewhere and typed it in.

Referring sites = people coming across links on other sites - e.g. ours - and clicking on them

Search Engines = Google etc. The growth here is most encouraging